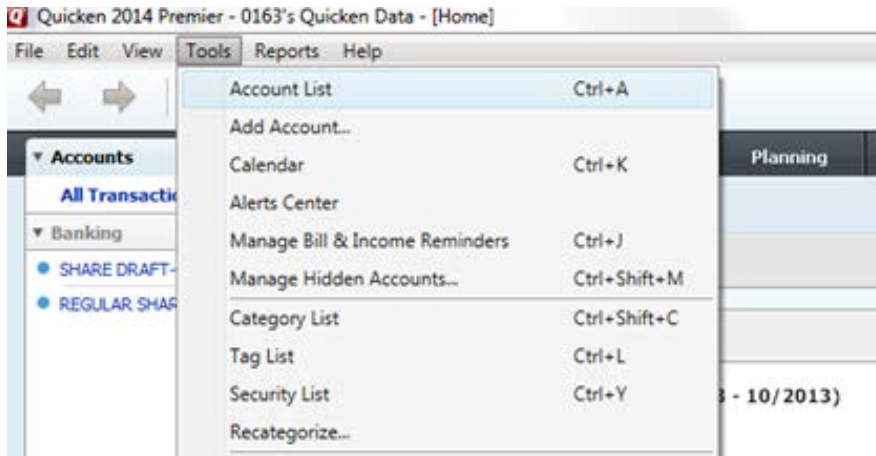
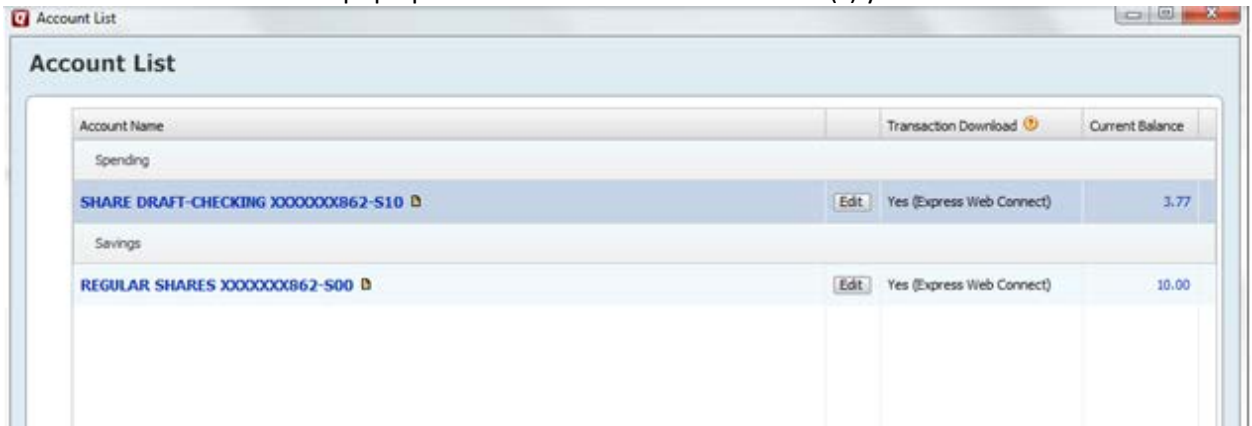


## How to link QFX format files in Quicken:

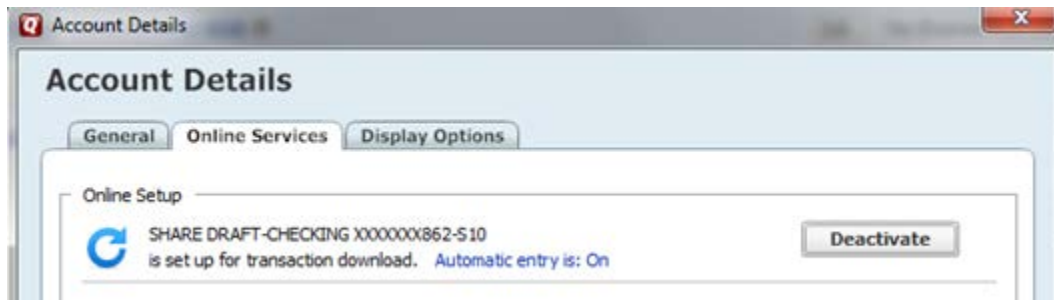
- Open Quicken with your accounts added.
- Go to Tools and click on Account List.

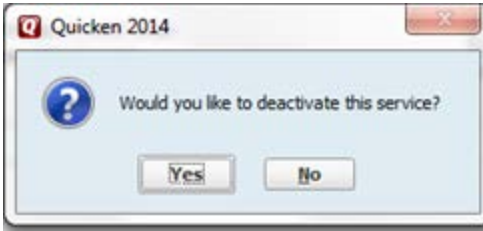


- Account List window should pop up and click edit next to the account(s) you want to use.




- After you click on edit, a new window will show up and click on Online Services tab.
- In the Online Services tab, click on Deactivate button to deactivate the account and click yes after that.





- After your account(s) have been deactivated. Go to [www.popafcu.org](http://www.popafcu.org) and login to your account.



**Account Summary**

[Options](#) [Edit](#)

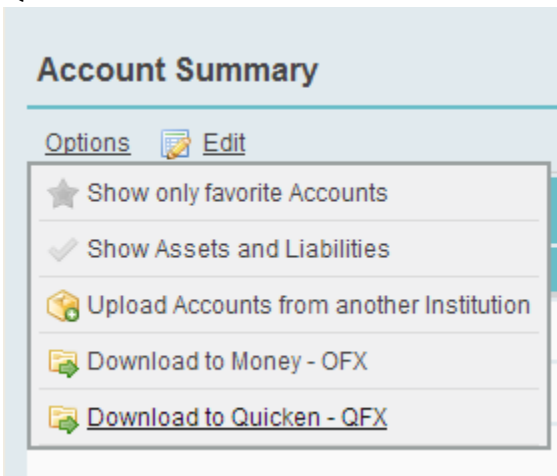
**Deposit Accounts**

Actions	Account	Type	Number	Available	Balance
	REGULAR SHARES	Savings	XXXXXXXX862-S00	\$0.00	\$10.00
	SHARE DRAFT/CHECKING	Checking	XXXXXXXX862-S10	\$3.77	\$3.77
Deposit Accounts – Sub Total:					\$13.77

**Account Summary Total**

All Accounts Total: \$13.77

- After that click on Options on the Account Summary screen and click on Download to Quicken - QFX



- Download Quicken – QFX file screen will show up.
  - Select the Start Date you need
  - Select the End Date you need
  - Select the account you want or All Accounts

- And click on the Download button.
- You will download a QFX format file. Double-click on the file to open it.

**Download to Quicken – QFX File**

[Cancel](#)

---

Start Date :  Shortcuts: [today](#) [10 days ago](#) [30 days](#) [60 days](#) [90 days](#) [180 days](#) [clear](#)

End Date :  Shortcuts: [today](#) [10 days ago](#) [30 days](#) [60 days](#) [90 days](#) [180 days](#) [clear](#)

Accounts :  ▼

NOTE:
 

- The default download range is the **last 180 days**.
- Downloading transactions that **overlap** with a previous download is ok.

- After the file open up it will give you two options
  - Create a new account, or
  - Link to an existing account (and choose the account you want to link to) and click import
  - If multiple accounts, click import each time asked.

**Import Downloaded Transactions**

**POPA Federal Credit Union**

Savings - 0000021862-S0000

Create a new account

Savings at POPA Federal Credit Union  
Nickname

Link to an existing account:

- After the imports, all the transactions will show up without any repetition.

System will ask for your online banking credentials. Input user name, password and secondary password as prompted. System will now setup your account.